

# EZ FOLD-N-GO WALKER™

BECAUSE YOUR WALKER CAN BE STYLISH,  
LIGHT WEIGHT AND PORTABLE

Weights only 8 lbs  
supports up to 400 lbs

Pesa sólo 8 libras y soporta  
hasta 400 libras

Easily folds 4 x smaller than  
the average walker

Se pliega fácilmente 4 veces más  
pequeño que el promedio caminador




Wheels lock forward  
to stand when folded

Se pover les reudas hacia  
adelawle para mantenfr la  
audea de pie



Wheels lock rearward  
for uneven terrain

Se poren lees ruedas hacia  
atras terreno deisnivel

 **WARNING:** Cancer and Reproductive  
Harm - [www.P65Warnings.ca.gov](http://www.P65Warnings.ca.gov)

ST 2.8 082918



**Stander®**  
BE INDEPENDENT.

Be Independent.®

NEW

# EZ FOLD-N-GO WALKER™

BECAUSE YOUR WALKER CAN BE STYLISH, LIGHT WEIGHT AND PORTABLE



WEIGHS ONLY 8 LBS  
SUPPORTS UP TO 400 LBS



IDEAL FOR  
TRAVEL!

- Portable - Quickly And Easily Folds Up For Storage In Small Spaces

Portátil - se dobla rápida y fácilmente para  
almacenar en lugares pequeños

- 6" Locking Swivel Wheel And Rear Easy-Glide Feet Allows For Trouble-Free Maneuvering Over All Surfaces

6" Uretano ruedas y posterior "Easy-Glide" pies permite  
maniobrar sin problemas sobre cualquier superficie

- Height Adjustable, And Supports Up To 400 lbs

Ajuste de altura, y sostiene hasta 400 libras

- Contemporary Look - Three Stylish Colors To Choose From

Estilo Contemporáneo - Tres colores elegantes para escoger

Patent [www.stander.com/ip](http://www.stander.com/ip)

 **Stander®**  
BE INDEPENDENT.

## WARNING: PLEASE READ BEFORE USING THIS PRODUCT.

1. Serious injury or death can result if the Metro Walker is not used in the intended manner. Stander, Inc. is committed to providing safe products and informing the user of ways to prevent accidents.

### SAFETY PRECAUTIONS:

- ✓ Regularly check the walker to make sure there are no broken or loose parts.
  - ✓ When traveling, make sure walker is not subject to being thrown or dropped. This could result in broken components which will make the product unsafe.
  - ✓ Individuals should not use this product if they are in a high risk condition. High risk users include those who are not mentally coherent (including those individuals under medication), users who exceed weight limit conditions, or any condition that impair their ability to use the walker.
  - ✓ If you have any concerns or questions regarding these precautions, please contact Stander at 1-800-506-9901.
2. If you are suffering from an ailment or injury or are taking medications that affect your balance or ability to stand or sit down, you should first consult with a physician before using this product. If the product is not used properly, serious injury or harm could result.

3. The product was not intended to carry the full weight of an individual. This product is only intended to provide balance and support while walking, sitting, and standing.

4. Children should not be allowed to hang on or play with the product.

5. **DISCLAIMER:** Neither Stander, Inc. nor the manufacture is liable for any harm or injury that may result or has resulted from the improper use or assembly of the product.

### LIMITED WARRANTY

Congratulations on your purchase of your Stander brand product. We hope that it will ease your daily living. Please read the following warranty statement for your protection.

Stander, Inc. warrants to the original purchaser that this product will be free from defects in material and/or workmanship for 1 year from the date of purchase. During the warranty period, Stander, Inc. will correct any defects in material or workmanship, at no charge. The original purchaser, however, must prepay shipping cost. Any replacement parts will be new and are warranted for the remainder of the original warranty or thirty (30) days from the date of shipment, whichever is longer. The original purchaser must notify Standers, Inc. during the warranty period in writing of the defect in workmanship or material. This warranty is not transferable and covers only normal use. **NO SHIPPING CHARGES ARE REFUNDABLE.**

### THE WARRANTY DOES NOT COVER THE FOLLOWING:

- Damage during shipment other than original shipment to retailer.
- Damage caused by unauthorized attachments, alterations, or modifications.
- Damage caused by the use of the product for purposes other than those for which the product was designed or intended.
- Damage caused by any other abuse, misuse, mishandling or misapplication.

Under no circumstances shall Stander, Inc. be liable for any special, incidental, or consequential damages based upon breach of this limited warranty, breach of contract, or strict liability.

THERE ARE NO WARRANTIES WHICH EXTEND BEYOND THE DESCRIPTION ON THE FACE HEREOF. ALL OTHER WARRANTIES, EXPRESS OR IMPLIED (INCLUDING ALL IMPLIED WARRANTIES OF MERCHANTABILITY OR FITNESS FOR A PARTICULAR PURPOSE), ARE HEREBY DISCLAIMED.

Some states do not allow limitations on how long an implied warranty lasts, so the above limitation may not apply to you. This warranty gives you specific legal right, and you may also have other rights, which vary from state to state.

To obtain service under this warranty, you can reach Stander Inc. at 2455 S. 1350 W. Nibley, Utah 84321 or call 1-800-506-9901. Visit our website at [www.stander.com](http://www.stander.com) to view our other products.

**PLEASE READ SAFETY PRECAUTIONS AND INSTRUCTIONS BEFORE USING THIS PRODUCT.**

## OPENING THE WALKER

**MAINTENANCE:** The walker has lubricant applied on the plastic joints that slide along aluminum tubing. This lubricant will eventually dry out and make the walker more difficult to open and close. When this occurs, the recommended lubricant to spray between the plastic joints and the aluminum tubes is WD-40 (see [www.wd40.com](http://www.wd40.com)). This can be obtained from stores such as Lowe's, True Value Hardware, Rite Aid, Office Depot, Home Depot, Target, Fred Myer, Napa, and Walgreens.

As shown in Figure 1, pull the handles as far apart from each other as possible.

As shown in Figure 2, push down Pad to completely open walker.

**NOTE: DO NOT SIT ON, OR PUT MORE THAN 5-LBS OF DOWNWARD WEIGHT ON THE LOCKING PAD.**

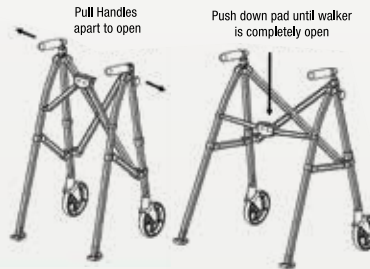


Figure 1

Figure 2

## CLOSING THE WALKER

As shown in Figure 3, pull up on the Pad to initiate closing the walker. As shown in Figure 4, push Handles together to close the walker.

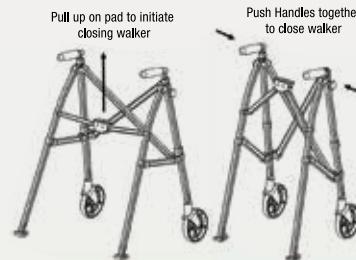


Figure 3

Figure 4

## HEIGHT ADJUSTMENT

As shown in Figure 5, remove Knob and Bolt from the front leg tube. Position the Handle up or down to the desired height. Align a hole in the handle tube with the hole in the Front leg tube, reinsert the bolt and tighten Knob as shown in Figure 5.

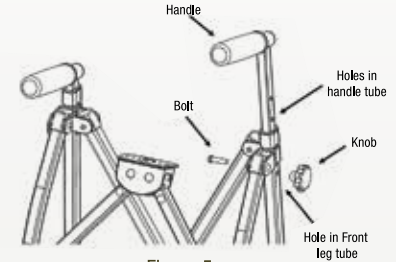


Figure 5

## UNLOCKING AND LOCKING PIVOTING WHEELS:

